




# RKSfluid®


A key Valve in Flow Control




Butterfly Valve




Ball Valve



Gate Valve



Globe Valve



Check Valve



Pipe Fittings



Resilient seat butterfly valve



Resilient seat butterfly valve



Resilient seat butterfly valve

PN10/PN16, ANSI 125LB/150LB,5K/10K

Size:DN25-DN2400

Body:DI CI

Disc: Stainless steel

Seat :EPDM, NBR, Viton

Connection: Wafer, Lug, Flange

PN10/PN16, ANSI 125LB/150LB,5K/10K

Size:DN25-DN2400

Body:DI CI

Disc: DI+ Nylon

Seat :EPDM, NBR, Viton

Connection: Wafer, Lug, Flange

PN10/PN16, ANSI 125LB/150LB,5K/10K

Size:DN25-DN2400

Body:DI CI

Disc: Stainless steel

Seat :EPDM, NBR, Viton

Connection: Wafer, Lug, Flange



Resilient seat butterfly valve



Double flange resilient seat butterfly valve



Short-neck butterfly valve for petroleum

PN10/PN16, ANSI 125LB/150LB,5K/10K

Size:DN25-DN2400

Body:DI CI

Disc: Stainless steel

Seat :EPDM, NBR, Viton

Connection: Wafer, Lug, Flange

PN10/PN16, ANSI 125LB/150LB, 5K/10K

Size:DN50-DN1000

Body:DI CI

Disc: Stainless steel

Seat :EPDM, NBR, Viton

Connection: Flange

ANSI 125LB/150LB

Top Flange Standard:ISO5211

Size:2"-12"

Body: DI CI

Disc :Stainless Steel

Seat : EPDM, NBR, Viton

Connection:Wafer, Lug



PTFE Butterfly Valve

BSEN 1092, DIN 2501, ANSI, JIS, AS2129

Size: DN50~DN600

Body: Ductile Iron

Disc: Ductile Iron+PTFE

Seat: PTFE

Connection: Wafer, Lug, Flange



PTFE Butterfly Valve

BSEN 1092, DIN 2501, ANSI, JIS, AS2129

Size: DN50~DN600

Body: Ductile Iron

Disc: Ductile Iron+PTFE

Seat: PTFE

Connection: Wafer, Lug, Flange



PTFE Butterfly Valve

BSEN 1092, DIN 2501, ANSI, JIS, AS2129

Size: DN50~DN600

Body: WCB, CF8, CF8M

Disc: CF8+PTFE, CF8M+PTFE

Seat: PTFE

Connection: Wafer, Lug



PTFE Butterfly Valve

BSEN 1092, DIN 2501, ANSI, JIS, AS2129

Size: DN50~DN600

Body: WCB, CF8, CF8M

Disc: CF8+PTFE, CF8M+PTFE

Seat: PTFE

Connection: Wafer, Lug



PTFE Butterfly Valve

BSEN 1092, DIN 2501, ANSI, JIS, AS2129

Size: DN50~DN600

Body: Ductile Iron

Disc: CF8, CF8M

Seat: PTFE

Connection: Wafer, Lug, Flange



PTFE Butterfly Valve

BSEN 1092, DIN 2501, ANSI, JIS, AS2129

Size: DN50~DN600

Body: WCB

Disc: CF8 +PTFE, CF8 +PFA

Seat: PTFE

Connection: Wafer, Lug, Flange

# APPLICATION SCENARIO



Industrial water application



Power plant



Sea water desalination



Water treatment



Water supply and drainage



HAVC



Food and drug



Water transport





我们拥有专业的研发团队，专业的生产团队，专业的销售团队：我们拥有，研发，生产，销售，服务，售后，完善的体系，完善的流程，完善的制度。我们拥有专业的研发团队，专业的生产团队，专业的销售团队“我们拥有，研发，生产，销售，服务，售后，完善的体系，完善的流程，完善的制度”。我们拥有专业的研发团队，专业的生产团队，专业的销售团队！

## Exhibition Photos



## Our Certificates

