Product Display

Product Dimensions

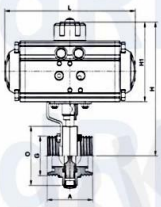

Horizontal Type Pneumatic Butterfly Value

Size	O	G	A	L	H1	H
DN20	78.0	RD44*1/6	66.0	140	89	166.5
DN25	78.0	RD52*1/6	66.0	140	89	166.5
DN32	86.0	RD58*1/6	66.0	140	89	166.5
DN40	90.0	RD65*1/6	70.0	159	105	186.0
DN50	106.0	RD78*1/6	76.0	159	105	192.0
DN65	124.0	RD95*1/6	80.0	159	105	197.0
DN80	139.0	RD110*1/4	84.0	210	122	225.0
DN100	159.0	RD130*1/4	104.0	248	135	260
DN125	185.0	RD160*1/4	130.0	248	135	274.0
DN150	225.0	RD190*1/4	150.0	315	165	330.0

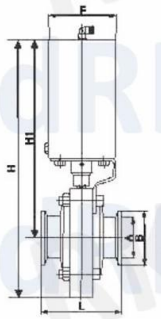

Φ	Size	D2	D1	L	H1	H
Φ19	3/4"	50.5	16.1	66	205	245
Φ25	1"	50.5	22.4	66	205	245
Φ32	11/4"	50.5	28.8	66	205	245
Φ38	11/2"	50.5	35.1	66	205	245
Φ45	13/4"	64	42	70	210	250
Φ51	2"	64	47.8	72	215	255
Φ57	21/4"	77	53	76	220	265
Φ63	21/2"	77	59.5	76	225	265
Φ76	3"	91	72.2	76	230	285
Φ89	31/2"	106	85	84	235	290
Φ102	4"	119	97.6	90	240	295

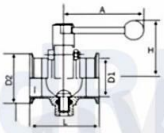

Size	D1	D2	A	H	L
19	16.1	50.5	135	68	66
25.4	22.4	50.5	135	68	66
31.8	28.8	50.5	135	68	66
38.1	35.1	50.5	135	72	66
45	42	64	135	74	70
50.8	47.8	64	135	79	72
57	53	77	135	83	76
63.5	59.5	77	135	86	76
76.2	72.2	91	135	96	76
89	85	106	160	102	84
101.6	97.6	119	160	110	90
108	104	119	160	112	90
114	110	130	160	112	106
133	128	145	210	128	122/108
159	153.5	183	210	147	132/110
219	214	233.5	315	183	134
273	267	286	315	257	142

Application

Dairy

Drink&Beverage

Enzymes

Pharmaceuticals

Daily Necessaries

Cosmetics

□□ □□	□□□□□ □□ Foold □□ □□ □□ □□□ □□
□□	DN15-300.
□□ □	□□, □□, □□□, □□□
□□	DIN, SMS, ISO, RJT, 3A, IDF
□□	EPDM, Viton, □□□
□□ Methode.	□□, □□, □□
□□ □□	10Bar.
□□ □□.	-10 ℃ --- + 120 ℃
□□□ □□	□□ □□, □□ □□ + □□□□ □□, □□ □□ + □□□□□ □□ □□
□□□□□□	□□, □□, □□ □□ □ ...



RKSfluid

- China standard reference unit, to participate in the development of the relevant valve industry standards.
- We have created a R&D and service center in Houston, Texas, USA.
- GB, German standard, American standard, TUV CE, ISO 9001, ADWO-2000, TS, PED, WRAS WRC, KTW, API 6D, API 609

Four factories

Partners

Exhibition Photos

Our Certificates

Q1: ?

A1: 5-1 . 15-9 .

Q
2
:
□
□
□
□
□
□
□
□
□
?□
A
2
:
T
/
T
3
%
□
□
,□
□
□
□
□
□
□
□
□
□
□
□
□
□
□
.□
□
□
□
□
□
.□
Q
3
:
□
□
□
□
□
□
□
□
□
□
□
?□
A
3
:
,□
□
□
□
□
□
□
□
□
,□
□
□
□
□
□
□
□
□
□
□
□
.□

Q
4
:
M
O
Q
□
□
□
□
□
?□
A
4
:
□
□
□
1
□
□
P
C
□
□
□
□
□
□
□
□
□
□
.□
□
□
□
□
□
□
□
□
□
□
□
□
□
□
.□

Q5:□□□□□□□□□□□□?□□□□□□□□□□□□□□□?□

A5:,□1%□□.□GB,ASME,API,DIN□□□□R&D,□,□□,□□,□□□,□□,□□,□□□□□□□□□□□□□□□□□□□□□□□,□□□□ISO91,28,CE□TUV□.□

Q6: [illegible]?

A6: [illegible]R&D[illegible]7[illegible].[illegible].[illegible].

Q7: ?

A7: . . ISO91;28, CE, TUV, .

vlave 4