




RKSfluid®


A key Valve in Flow Control




Butterfly Valve




Ball Valve



Gate Valve



Globe Valve



Check Valve



Pipe Fittings



Resilient seat butterfly valve

PN10/PN16, ANSI 125LB/150LB,5K/10K

Size:DN25-DN2400

Body:DI CI

Disc: Stainless steel

Seat :EPDM, NBR, Viton

Connection: Wafer, Lug, Flange



Resilient seat butterfly valve

PN10/PN16, ANSI 125LB/150LB,5K/10K

Size:DN25-DN2400

Body:DI CI

Disc: DI+ Nylon

Seat :EPDM, NBR, Viton

Connection: Wafer, Lug, Flange



Resilient seat butterfly valve

PN10/PN16, ANSI 125LB/150LB,5K/10K

Size:DN25-DN2400

Body:DI CI

Disc: Stainless steel

Seat :EPDM, NBR, Viton

Connection: Wafer, Lug, Flange



Resilient seat butterfly valve

PN10/PN16, ANSI 125LB/150LB,5K/10K

Size:DN25-DN2400

Body:DI CI

Disc: Stainless steel

Seat :EPDM, NBR, Viton

Connection: Wafer, Lug, Flange



Double flange resilient seat butterfly valve

PN10/PN16, ANSI 125LB/150LB, 5K/10K

Size:DN50-DN1000

Body:DI CI

Disc: Stainless steel

Seat :EPDM, NBR, Viton

Connection: Flange



Short-neck butterfly valve for petroleum

ANSI 125LB/150LB

Top Flange Standard:ISO5211

Size:2"-12"

Body: DI CI

Disc :Stainless Steel

Seat : EPDM, NBR, Viton

Connection:Wafer, Lug



PTFE Butterfly Valve

BSEN 1092, DIN 2501, ANSI, JIS, AS2129

Size: DN50~DN600

Body: Ductile Iron

Disc: Ductile Iron+PTFE

Seat: PTFE

Connection: Wafer, Lug, Flange



PTFE Butterfly Valve

BSEN 1092, DIN 2501, ANSI, JIS, AS2129

Size: DN50~DN600

Body: Ductile Iron

Disc: Ductile Iron+PTFE

Seat: PTFE

Connection: Wafer, Lug, Flange



PTFE Butterfly Valve

BSEN 1092, DIN 2501, ANSI, JIS, AS2129

Size: DN50~DN600

Body: WCB, CF8, CF8M

Disc: CF8+PTFE, CF8M+PTFE

Seat: PTFE

Connection: Wafer, Lug



PTFE Butterfly Valve

BSEN 1092, DIN 2501, ANSI, JIS, AS2129

Size: DN50~DN600

Body: WCB, CF8, CF8M

Disc: CF8+PTFE, CF8M+PTFE

Seat: PTFE

Connection: Wafer, Lug



PTFE Butterfly Valve

BSEN 1092, DIN 2501, ANSI, JIS, AS2129

Size: DN50~DN600

Body: Ductile Iron

Disc: CF8, CF8M

Seat: PTFE

Connection: Wafer, Lug, Flange



PTFE Butterfly Valve

BSEN 1092, DIN 2501, ANSI, JIS, AS2129

Size: DN50~DN600

Body: WCB

Disc: CF8 +PTFE, CF8 +PFA

Seat: PTFE

Connection: Wafer, Lug, Flange

APPLICATION SCENARIO



Industrial water application



Power plant



Sea water desalination



Water treatment



Water supply and drainage



HAVC



Food and drug



Water transport



Our Factory



RKSfluid 1997

Our Certificates



Exhibition Photos

